











BIRTHDAY SECTION			
1.	<p>In the Netherlands, special year birthdays such as 5, 10, 15, 20, 21 are called "crown" years. The birthday child receives an especially large gift on crown year birthdays. The family also decorates the birthday child's chair at the dining room table with seasonal flowers or paper streamers, paper flowers and balloons. At school, the birthday girl can give their class something to eat and the teacher makes the child a birthday hat, often made of paper streamers or paper flowers. As a small group make a fabric hat for the unit to use as a birthday hat throughout the year. If several groups want to do this, some hats could be donated to another unit, e.g. Rainbows!</p>		60 mins BGS
2.	<p>Invite someone to your meeting who was in Guiding 40 years ago. Prepare questions to ask them what it was like then.</p>		20 mins + 30-60 mins RBGS
3.	<p>In Mexico, and other countries, piñatas are used to celebrate birthdays and other events. The piñata, usually made out of papier mâché and in the form of an animal, is filled with sweets and other treats and hung up. The birthday child is blindfolded and hits the piñata with a stick until it is broken open. Everyone shares the sweets. You should make your own piñata! Use papier mâché and make the piñata in the shape of an animal. Use it for a celebration.</p> <p>Websites with instructions for papier mâché. NB. Don't use wallpaper paste with Rainbows/Brownies as it contains fungicide. Also a balloon must be used as a base for a piñata (some sites suggest a lemonade bottle as a good base for models, but it obviously would not burst!)</p> <p>http://www.papiermache.co.uk/tutorials/getting-started-with-papier-mache/ http://www.kids-fun-and-games.com/paper-mache-recipe.html http://www.best-preschool-games.com/paper-mache-recipe.html</p>		Hour x 2 RBGS
4.	<p>In Australia, most birthday parties are barbeques! Children eat a dish called "Fairy Bread" which is a very popular snack (it is buttered bread covered with "hundreds and thousands"). It can also be made by dipping uncooked "eggy bread" into hundreds and thousands and then frying it. Hold a barbeque, invite a group of people to visit and serve fairy bread as dessert! If you invite a group of disadvantaged people you could use this for the community action section.</p>		Evening BGS
5.	<p>In some parts of Europe a birthday tree is planted when a child is born. The tree is nurtured so it is strong and healthy and people believe that if the tree grows to be healthy and strong, the child will be too. Plant some seeds/seedlings as a small group and give them to all the members of your unit to take home and nurture. You could decorate the pots too and may be able to get the Woodland Trust to donate trees to use.</p>		60 mins+ RBGS
6.	<p>Make a chart showing the birthday of everyone in the Unit. (Don't forget the Leaders!) Make a birthday card for each one of them and file them in order ready to give.</p>		Depends on numbers! RBGS

7.	<p>In Russia, birthday pies are used to celebrate instead of cakes! A birthday greeting is carved into the crust. Make savoury or sweet pies and carve (or write with strips of pastry) greetings on the top to members of another group.</p> <p>Also in Russia, children usually will play a game that features a clothesline. What they do is hang prizes from the clothesline and each party-goer cuts down a prize to take home. Disguise small prizes/presents and then hang them from a line. Girls choose one and cut it down. They cannot feel or touch it before they choose!</p>		60 mins	RBGS
8.	<p>In Vietnam, everyone celebrates their birthday on new year's day, which is called "Tet". The Vietnamese do not acknowledge the exact day they were born. A baby turns one on Tet no matter when he/she was born that year and children say they were born in the year of the symbol of the lunar calendar for that year. On the first morning of Tet, adults congratulate children on becoming a year older by presenting them with red envelopes that contain "Lucky Money," (li xi). These envelopes are given to the children by parents, siblings, relatives and close friends. Your group should make a lucky red envelope for every girl in your Unit and write a nice message about her inside. It would be good if several (or all!) girls could add to the message for each girl! Put a small coin inside and give them out on an appropriate "1st day" for people to take home and treasure.</p>	60 mins	RBGS	
9.	<p>In a lot of countries, including ours, we celebrate with a cake, candles and song. You know how!! Make a big birthday cake, with 40 candles and sing happy birthday to Guiding at your Unit meeting. Make a wish for Guiding, but keep your wish a secret. If it comes true, write to Girl Guiding North East England's Chief Commissioner and tell her!</p>	Evening (to make the cake)	BGS	
10.	<p>In Ghana, children wake up to a special treat called "Oto" on their birthdays. It is a patty made from mashed sweet potato and eggs fried in palm oil. Later they have a birthday party where they usually eat stew and rice and a dish known as "kelewele", which is fried plantain chunks (these are similar to bananas). Try making the patties and make a stew and kelewele to eat. There are recipes on these websites and many more!</p> <p>http://www.congocookbook.com/vegetable_and_side_dish_recipes/kelewele.html http://sneakykitchen.com/Recipes/kele_wele.htm http://www.africa.upenn.edu/Miscellany/Recipes_from_12913.html</p>		60 mins+	BGS
11.	<p>In South Africa, and many other countries, including the UK (although not so much as previously) people are given a key at the age of twenty-one. This is to symbolise that the "child" is now an adult ready to unlock the door to their future. Make keys out of anything from foil to wire and use them to decorate something else e.g. greetings cards, hanging mobiles, wind chimes. Play a key game, e.g. key on a string, where a small key is threaded onto a circle of string large enough for the whole group to hold. The group sit in a circle and pass the key round by moving their hands, whilst someone in the middle tries to spot it. OR hunt the key - one person tries to find a hidden key while the rest of the group say either cold/warmer/ warm etc. or hum a word more loudly when they get closer to it.</p>		45 mins	RBGS
12.	<p>Make a time capsule to show what being a Rainbow/Brownie/Guide/SS member is like now. You must include the following: a letter to the people finding it telling them about who made the capsule, a current magazine or newspaper, photographs and details of your group and Unit and a programme of what you did in the Centenary year. You should include some original items too and send a letter to Girlguiding North East England telling us where you have buried it!</p>	A meeting	RBGS	

13.	<p>In Japan, children wear new clothes on their birthday. Plan and hold a “new and old” evening where everyone comes wearing a new outfit and “model” (make a walkway!) They should also bring one or two items that they no longer want (check with parents first!) to “pool”.</p> <p>During the evening girls are given the chance to earn items from the pool (possibly as prizes) and at the end, each girl could take home an item that they would like for their wardrobe. As girls are likely to bring items of clothing that are too small, it would be a good idea for the organising group to contact the next section up (i.e. Guides contact SS), to see if some of their members would donate clothes for older girls.</p> <p>During the evening, you could design new outfits, make a “new” outfit from plastic bin liners/newspapers and sticky-tape. (Pound shops now sell a wonderful selection of coloured bin liners!)</p> <p>Patrols and sixes will need to get Leader help and for Rainbows, this will need to be led by an adult/YL.</p>		A meeting	RBGS
14.	 <p>In Argentina, Bolivia and other countries, when girls turn a certain age, they have a huge party and dance the waltz! In some countries they also wear white or pink. Sometimes the girl dances with one partner for each year of her life, i.e. a girl of 15 dances 15 times, each with a different partner! Learn how to waltz and show your skills off at a party, where everyone wears white or pink! In some countries, girls swap their flat shoes for high heels on these occasions - it symbolises moving to a higher level of responsibility. Try this if you want!!</p>		45 mins+	RBGS
15.	<p>Children in Aruba, in the Caribbean, take a small gift or treat such as sweets into school on their birthday for their class and teachers. The teachers give the birthday child a small gift in return, e.g. a pen or pencil and the birthday girl/boy is allowed to wear special clothes instead of uniform. Adopt this policy within your Unit for a year and treat the Leaders as teachers!</p>		Ongoing	RBGS
16.	<p>Make a birthday cake out of unusual materials, either to eat or to be taken out of the cupboard and used for birthdays within the Unit. For example, you could build a cake out of marshmallows and cocktail sticks, or decorate a very stiff box with icing sugar.</p>		45 mins+	RBGS
17.	<p>In various African nations, initiation ceremonies are sometimes held instead of birthday parties. At a certain age, children learn the beliefs, customs, laws, songs, and dances of their tribes. Hold an African evening and invite someone to come and teach you African singing and drumming. You can prepare by learning some African songs (use YouTube and song books).</p>		Meeting	RBGS

18.	<p>40th, 50th and 60th birthdays in Denmark are sometimes celebrated by having an “open house” where you put an advertisement in the local paper and announce that there is an open house on your birthday. People then drop in over the course of the day; some may stay for most of the day, and some only for a short time to wish you a good day. This way you are likely to catch up with people you haven't seen for years, perhaps people you worked with when you were 20 or 30 years old and haven't seen since. The host serves brunch between 7.00 a.m. and 2.00 p.m. or a buffet starting later in the afternoon.</p> <p>Hold a different celebration and hold an “open Guiding house” in your meeting place, or a public place where there are a lot of passers-by. Use it to promote Guiding and display photographs of everything you have done over the Centenary year. Cook bacon sandwiches and give them away free (ask local shops for donations and then have a box for people to donate to your funds - you will probably more than cover your costs!!) Some of you could provide busking-type entertainment. Have some activities available for people to keep busy, and a children's area with suitable toys/activities. You may find more leaders for Units in your area.</p>	Meeting++	BGS
19.	<p>Hold a birthday party for a famous person whose birthday falls on a Unit meeting night. Invite another Unit or the Trefoil Guild. Guide units could use this as an opportunity to teach Rainbows or Brownies about someone important e.g. Baden Powell, Braille, Pankhurst, etc.</p>	Meeting+	RBGS
20.	<p>Make candles to light to help celebrate someone's birthday. This can be done using hot wax for Guides and Senior Section or cold malleable wax for the younger girls. Cold wax comes in different colours and is safe for children to use.</p> <p>www.candlemakingsupplies.co.uk stock cold wax and kits. So do Baker Ross (and Girlguiding UK members receive 10% discount!)</p>	45 mins	RBGS
21.	 <p>Plan and hold a birthday party for “someone” else who is celebrating being 40. This could be someone who has received their 40 years' service award in Guiding, a Unit which is 40 years old, a couple celebrating their ruby wedding, etc.</p> <p>As with every other thing in this challenge, HAVE FUN!</p>	Meetings x 2 ++	RBGS

